

SAMAJ PRAGATI SAHAYOG
CONSOLIDATED BALANCE SHEET AS AT 31st MARCH 2021

| Particulars | Schedule | As at 31st March 2021 | As at 31st March 2020 |
|---|----------|--------------------------|--------------------------|
| Source of Fund | | | |
| Corpus Fund | 1 | 13,24,70,289 | 13,49,63,300 |
| Specified Fund | 2 | 7,93,20,566 | 8,81,02,017 |
| General fund | 3 | 1,79,79,270 | 2,50,70,271 |
| | | 22,97,70,125 | 24,81,35,588 |
| Liabilities | | | |
| Other Current Liabilities | 4 | 9,81,542 | 11,01,809 |
| | | 9,81,542 | 11,01,809 |
| TOTAL | | 23,07,51,667 | 24,92,37,397 |
| Application of Funds | | | |
| Property, Plant Equipment | 6 | 6,35,61,246 | 6,27,90,994 |
| Capital WIP | | 48,416 | - |
| Non-Current Investment | 7 | 12,05,11,195 | 10,69,94,123 |
| | | 18,41,20,857 | 16,97,85,117 |
| Current Asset, Loan and Advances | | | |
| Cash and Bank Balance | 11 | 4,20,02,864 | 7,21,35,925 |
| Loan and Advances | 12 | 43,19,634 | 71,79,952 |
| Other Current Assets | 13 | 3,08,311 | 1,36,403 |
| | | 4,66,30,809 | 7,94,52,280 |
| TOTAL | | 23,07,51,667 | 24,92,37,397 |
| <i>Summary of Significant Accounting Policies and Other Explanatory Information</i> | I-II | | |

This is the Balance Sheet referred to in our report of even date.

For S. Ramanand Aiyar & Co.
Chartered Accountants
Firm Regn No. 000990N

R. Balasubramanian
Partner
Membership No. 080432

Place : New Delhi
Date: 30 December 2021

For and on behalf of Samaj Pragati Sahayog

Shobhit Jain
Secretary

Shirish Yogi
Treasurer

SAMAJ PRAGATI SAHAYOG
CONSOLIDATED INCOME & EXPENDITURE ACCOUNT FOR THE YEAR ENDED 31ST MARCH 2021

| Particulars | Schedule | Year ended 31 March 2021 | Year ended 31 March 2020 |
|---|----------|-----------------------------|-----------------------------|
| <u>Income</u> | | | |
| Grants and Donations | 14 | 14,17,52,518 | 10,33,61,010 |
| Other Income | 15 | 1,33,91,912 | 1,67,91,628 |
| Total income (A) | | 15,51,44,430 | 12,01,52,638 |
| <u>Expenditure</u> | | | |
| Application of funds to various projects | 16 | 13,29,56,669 | 9,46,71,582 |
| Depreciation | | 3,39,400 | 3,58,931 |
| Governance & Central Support Cost | 17 | 2,76,27,071 | 3,12,06,743 |
| Total expenditure(B) | | 16,09,23,139 | 12,62,37,256 |
| (Deficit)/surplus for the year transferred to specified fund | | -57,78,709 | -60,84,618 |
| <i>Summary of significant accounting policies and other explanatory information</i> | I-II | | |

For S. Ramamand Aiyar & Co.
Chartered Accountants
Firm Regn No. 000990N

For and on behalf of Samaj Pragati Sahayog

R. Balasubramanian
Partner
Membership No. 080432



Shobhit Jain
Secretary

Shirish Yogi
Treasurer

Place : New Delhi
Date: 30 December 2021

SAMAJ PRAGATI SAHAYOG (FC-LF) ACCOUNT

Consolidated Receipts and Payments A/c for the year ending 31-3-2021

| Receipts | | Payments | | | |
|---------------------------------|--------------|---------------------|--|--------------|---------------------|
| | Amount | Total | | Amount | Total |
| <u>Opening Balance</u> | | | | | |
| Cash and Bank Balance | 7,21,35,925 | | Application of funds to various projects | 13,19,45,595 | |
| Investments | 10,69,94,123 | 17,91,30,043 | Governance & Central Support Cost | 2,86,38,144 | |
| | | | Crop Aggregation Programme Payment | 11,06,295 | |
| Grants Received during the year | | 12,82,08,693 | | 16,16,90,033 | |
| Interest Income | | 77,10,453 | Adjustment for Non Cash Items | (21,99,653) | 15,94,90,380 |
| Other Income | | 76,87,515 | | - | |
| Corpus Increase | | 6,87,403 | Payment to Employee medical fund | - | 14,49,632 |
| Refund Received during the year | | 7,05,135 | Additions in Property, Plant & Equipment | - | |
| | | | Purchased during the year | - | 6,26,758 |
| | | | Capital WIP | - | 48,416 |
| | | | | - | - |
| | | | <u>Closing Balances:</u> | | |
| | | | Cash and Bank Balance | | 4,20,02,864 |
| | | | Investments | | 12,05,11,195 |
| Total | | 32,41,29,246 | Total | | 32,41,29,246 |

This is the Receipts & Payment account referred to in our report of even date.

For S. Ramnand Aiyar & Co.
Chartered Accountants
Firm Regn No. 000990N


For and on behalf of Samaj Pragati Sahayog

R. Balasubramanian
Partner
Membership No. 080432




Shobhit Jain
Secretary




Shirish Yogi
Treasurer

Place : New Delhi
Date: 30 December, 2021

SAMAJ PRAGATI SAHAYOG
CONSOLIDATED SCHEDULES FOR BALANCE SHEET AS ON 31ST MARCH 2021

| Schedule 1 : Corpus Fund | 31st March 2021 Amount (Rs) | 31st March 2020 Amount (Rs) |
|---|--|--|
| Balance at the Beginning of the year | 13,04,64,236 | 13,43,08,479 |
| Add- Received during the year | 20,06,053 | 6,54,821 |
| Less:- Deletions | - | - |
| <i>Balance the end of the year</i> | 13,24,70,289 | 13,49,63,300 |

| Schedule 2 : Specified Fund | 31st March 2021 Amount (Rs) | 31st March 2020 Amount (Rs) |
|---|--|--|
| <u>Designated Property, Plant & Equipment Fund</u> | | |
| Balance at the Beginning of the year | 7,58,84,889 | 7,13,85,825 |
| Add:- Funds Received during the year | 9,90,702 | - |
| Less:- Balances written off | 45,55,276 | - |
| Total(A) | 7,23,20,315 | 7,13,85,825 |

Foreign Funded Projects

| | | |
|--|--------------------|--------------------|
| Balance at the Beginning of the year | 1,73,01,583 | 86,23,156 |
| Add:- Funds Received during the year | 86,81,847 | 1,64,27,454 |
| Less:- Utilization of funds | 2,23,72,245 | 77,49,027 |
| Unutilized funds | 58,65,704 | -78,04,298 |
| Add/Less:- Surplus/(Deficit) at the beginning of the year | -5,85,391 | 1,89,822 |
| Add/Less:- Surplus/(Deficit) transferred from Income & Expenditure Account | 17,19,938 | -7,75,213 |
| Total (B) | 70,00,251 | -68,39,263 |
| <i>Balance at the end of the year</i> | 7,93,20,566 | 7,13,85,825 |

| Schedule 3 : General Funds | 31st March 2021 Amount (Rs) | 31st March 2020 Amount (Rs) |
|--|--|--|
| Balance at the Beginning of the year | 2,67,29,212 | 8,45,31,495 |
| Add:- Funds Received during the year | 11,95,26,852 | 3,78,09,700 |
| Add:- Other Income | 1,11,37,393 | 1,42,20,979 |
| Less:- Utilization of funds | 13,27,72,185 | 10,98,32,962 |
| Balance at the end of the year | 2,46,21,272 | 2,67,29,212 |
| <u>Adjustment for Net Surplus & (Deficit)</u> | | |
| Previous Years (adjusted) | 8,56,645 | 36,50,464 |
| Current Year | -74,98,647 | -53,09,405 |
| | -66,42,002 | -16,58,941 |
| Net General Funds | 1,79,79,270 | 2,50,70,271 |



| Schedule 4 : Other Current Liabilities | 31st March 2021 Amount (Rs) | 31st March 2020 Amount (Rs) |
|--|--------------------------------|--------------------------------|
| Employee Related Payables | 1,18,967 | 3,21,530 |
| Statutory Dues | 1,82,359 | 5,000 |
| Other Payables | 6,80,216 | 7,75,279 |
| Total | 9,81,542 | 11,01,809 |

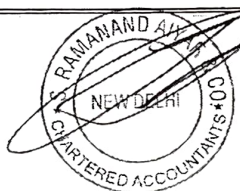
| Schedule-5 Property, Plant & Equipment | 31st March 2021 Amount (Rs) | 31st March 2020 Amount (Rs) |
|--|--------------------------------|--------------------------------|
| Property, Plant & Equipment - I | 1,81,41,626 | 1,79,21,316 |
| Property, Plant & Equipment - II | 4,54,19,620 | 4,48,69,678 |
| Total | 6,35,61,246 | 6,27,90,994 |

| Schedule- 6 Non current investment | 31st March 2021 Amount (Rs) | 31st March 2020 Amount (Rs) |
|------------------------------------|--------------------------------|--------------------------------|
| Investment In Mutual Funds | 2,18,75,392 | 2,55,02,639 |
| Investment In Fixed Deposits | 4,09,91,016 | 2,51,45,351 |
| Ford Endowment Fund | 1,80,00,000 | 1,80,00,000 |
| Ford Corpus Fund CF-1 | 2,17,35,827 | 2,04,37,173 |
| Ford Corpus Fund CF-2 | 1,79,08,960 | 1,79,08,960 |
| TOTAL | 12,05,11,195 | 5,06,47,990 |

| Schedule- 7 Cash and bank balances | 31st March 2021 Amount (Rs) | 31st March 2020 Amount (Rs) |
|--|--------------------------------|--------------------------------|
| Balances with Scheduled Banks in Savings/Current A/c | 4,19,04,073 | 7,21,03,396 |
| Cash-in-hand | 18,791 | 32,529 |
| TOTAL | 4,20,02,864 | 7,21,35,925 |

| Schedule- 9 Loan and Advances | 31st March 2021 Amount (Rs) | 31st March 2020 Amount (Rs) |
|-------------------------------|--------------------------------|--------------------------------|
| Income Tax Receivable | 19,30,169 | 18,15,232 |
| Other Advances | 23,89,465 | 53,64,720 |
| TOTAL | 43,19,634 | 71,79,952 |

| Schedule- 10 Other Current Assets | 31st March 2021 Amount (Rs) | 31st March 2020 Amount (Rs) |
|-----------------------------------|--------------------------------|--------------------------------|
| Deposits | 12,103 | 12,103 |
| Livestock | 85,000 | 1,24,300 |
| Sundry Debtors | 2,11,208 | - |
| Other Current Asset | - | - |
| TOTAL | 3,08,311 | 1,36,403 |



SAMAJ PRAGATI SAHAYOG
CONSOLIDATED SCHEDULES FOR INCOME AND EXPENDITURE ACCOUNT FOR THE YEAR ENDED ON 31st MARCH 2021

| Schedule 14 : Grant and Donations | 31st March 2021 Amount (Rs) | 31st March 2020 Amount (Rs) |
|--|--|--|
| Grants Received for Projects | 13,83,08,699 | 5,13,37,154 |
| Add:-Unutilized grants/donations brought forward | 4,40,30,795 | 9,31,54,651 |
| Less:-Unutilized grant carried forward | 3,04,86,976 | 4,40,30,795 |
| Grants Utilized during the year | 14,17,52,518 | 10,33,61,010 |

| Schedule 15 : Other Income | 31st March 2021 Amount (Rs) | 31st March 2020 Amount (Rs) |
|-----------------------------------|--|--|
| Interest Income | 57,04,397 | 90,78,710 |
| Other Income | 76,87,515 | 77,12,918 |
| TOTAL | 1,33,91,912 | 1,67,91,628 |

| Schedule 16: Application of funds to various projects | 31st March 2021 Amount (Rs) | 31st March 2020 Amount (Rs) |
|--|--|--|
| Agribusiness Development | 18,93,067 | 93,53,021 |
| Agriculture Programme | 83,21,701 | 57,27,708 |
| Agriculture Development Activity | 29,24,675 | 1,22,74,073 |
| Crop Aggregation & Marketing | 17,75,218 | 24,44,756 |
| Community Institution Building | 30,67,174 | 1,76,89,819 |
| Covid-19 Relief Fund | 2,61,66,977 | - |
| GIZ Research Activity | 24,38,378 | - |
| Health & Nutrition | 2,12,416 | 65,49,349 |
| Livestock Programme | 35,05,868 | 76,26,573 |
| SHG Program Implimentation | 5,61,14,425 | 42,42,499 |
| Skill Programme | 6,98,400 | - |
| One Star Public School Support | 1,09,540 | 7,30,371 |
| Film Production (ACWADAM) | 7,25,584 | 5,24,350 |
| Skill Development | 39,55,823 | 57,92,071 |
| MGNREGA Project | 33,52,064 | 5,83,736 |
| SHGs and Women's Empowerment | - | - |
| Watershed | 20,605 | - |
| MGNREGA Project-Through Partner Agencies | 16,89,000 | 1,40,04,841 |
| PMFBY Project | 71,66,072 | 40,70,697 |
| PMFBY Project-Through Partner Agencies | 6,50,000 | 25,98,000 |
| MELGHAT Project | 26,67,319 | 4,59,718 |
| MELGHAT Project-Through Partner Agencies | 28,00,000 | - |
| Public Policy for Living Soils | 14,30,004 | - |
| School Management Expenses | 1,58,238 | - |
| Water Security Programme | 11,14,121 | - |
| Training & Support | - | - |
| TOTAL | 13,29,56,669 | 9,46,71,582 |

| Schedule 17 : Governance & Central Support Cost | 31st March 2021 Amount (Rs) | 31st March 2020 Amount (Rs) |
|--|--|--|
| Audit Evaluation & Learning | 13,14,741 | 4,02,294 |
| Office Administration Cost | 1,68,38,664 | 2,16,94,758 |
| Salaries and Benefits | 82,63,888 | 85,41,464 |
| Travel & Related Expenses | 12,09,778 | 5,68,227 |
| TOTAL | 2,76,27,071 | 3,12,06,743 |




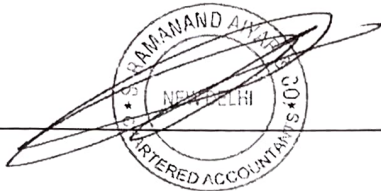
SAMAJ PRAGATI SAHAYOG

PROPERTY, PLANT & EQUIPMENT - FOREIGN

| No. | Property Plant & Equipment | Amount as on 31.03.2020 | Additions/De litions | Amount upto 31.03.2021 |
|-----|---|----------------------------|-------------------------|---------------------------|
| | PPE against Designated Asset Fund-I | | | |
| | AIF Building (contra) | 3,00,384 | | 3,00,384 |
| 1 | Axis Bank Foundation (Contra) | 45,96,083 | | 45,96,083 |
| 2 | BMGF Equipment (contra) | 4,33,625 | | 4,33,625 |
| 3 | DG Equipment (Contra) | 57,768 | | 57,768 |
| 4 | Ford L&I Equipment (contra) | 3,63,102 | | 3,63,102 |
| 5 | Ford Equipment (contra) | 20,11,217 | | 20,11,217 |
| 6 | Ford Infrastructure (contra) | 21,21,241 | | 21,21,241 |
| 7 | Ford (NREGA) Equipment (contra) | 4,29,616 | | 4,29,616 |
| 8 | Ford SVO-2 Equipment (contra) | 7,76,718 | | 7,76,718 |
| 9 | Ford Watershed Equipment (contra) | 5,44,498 | | 5,44,498 |
| 10 | HIVOS Equipment (Contra) | 1,43,282 | | 1,43,282 |
| 11 | ICA-RTF Computer (contra) | 70,870 | | 70,870 |
| 12 | IDFA Equipment (contra) | 3,75,269 | - 22,500 | 3,52,769 |
| 13 | Infrastructure Fund Assets | 5,00,141 | | 5,00,141 |
| 14 | Paul Hamlyn Equipment (contra) | 11,40,803 | - 44,550 | 10,96,253 |
| 15 | Hindustan Unilever Foundation (contra) | 2,33,060 | - | 2,33,060 |
| | Total Fund Assets | 1,40,97,677 | - 67,050 | 1,40,30,627 |
| | | | | |
| | PPE against Designated Asset Fund-II | | | |
| 16 | Audio-visual Equipment | 1,18,120 | | 1,18,120 |
| 17 | BALSK Bagli Campus Buildings | 68,14,443 | | 68,14,443 |
| 18 | BALSK Generator Set | 1,58,698 | | 1,58,698 |
| 19 | BALSK JS Film Studio | 12,26,036 | | 12,26,036 |
| 20 | BALSK Neemkheda Campus | 8,19,693 | | 8,19,693 |
| 21 | BALSK NK Dairy Unit | 3,10,023 | | 3,10,023 |
| 22 | Computers and Accessories | 3,63,847 | | 3,63,847 |
| 23 | Coolers & Freezer | 1,12,026 | | 1,12,026 |
| 24 | EPBAX Machine | 26,500 | | 26,500 |
| 25 | Furniture and Fixtures | 1,19,541 | | 1,19,541 |
| 26 | Inverter and Battery | 91,093 | | 91,093 |
| 27 | Office Equipment | 3,55,960 | | 3,55,960 |
| 28 | Oil Expeller Machine | 78,750 | | 78,750 |
| 29 | Pumpsets and Pipeline | 78,233 | | 78,233 |
| 30 | Sports Equipments | 1,35,520 | | 1,35,520 |
| 31 | Two Wheel Vehicles | 7,66,453 | | 7,66,453 |
| 32 | Water Cooler | 36,900 | | 36,900 |
| 33 | Water Heater | 30,002 | | 30,002 |
| | Total | 1,16,41,838 | - | 1,16,41,838 |
| | | | | |
| | Grand Total | 2,57,39,515 | - 67,050 | 2,56,72,465 |

For & on behalf of Samaj Pragati Sahayog



Shobhit Jain
 Secretary


Shriish Yogi
 Treasurer


SAMAJ PRAGATI SAHAYOG
PROPERTY, PLANT & EQUIPMENT -LOCAL


| | Particulars | Rate | GROSS BLOCK | | | Depreciation | | NET BLOCK | | |
|---|------------------------------|------|------------------|------------------------|--------------------|-----------------|-----------------|------------------|------------------|------------------|
| | | | 01.04.2020 | Additions/ Transfer | 31.03.2021 | 01.04.2020 | For the Yr. | 31.03.2021 | 01.04.2020 | 31.03.2021 |
| 1 | Land | 15% | 5,96,558 | - | 5,96,658 | - | - | - | 5,96,658 | 5,96,658 |
| 2 | Building | 5% | 30,06,956 | 5,70,118 | 35,77,074 | 14,43,228 | 1,01,600 | 15,44,828 | 15,63,728 | 20,32,246 |
| 3 | Plant & Machinery | | | | | | | | | |
| | Furniture & Fixture | 10% | 6,98,775 | | 6,98,775 | 3,61,431 | 33,694 | 3,95,526 | 3,36,944 | 3,03,249 |
| | Office Equipments | 15% | 39,04,388 | 56,640 | 39,61,628 | 25,82,223 | 2,02,648 | 27,84,969 | 13,22,665 | 11,76,659 |
| | Computer & Computer Software | 40% | 13,49,749 | | 13,49,749 | 13,46,105 | 1,458 | 13,47,563 | 3,644 | 2,186 |
| | TOTAL FIXED ASSETS | | 95,57,126 | 6,26,758 | 1,01,83,884 | 57,33,87 | 3,39,400 | 60,72,885 | 38,23,639 | 41,10,999 |

For and on behalf of Samaj Pragati Sahayog




Shabbhit Jain
 Secretary




Shrish Yogi
 Treasurer

**SAMAJ PRAGATI SAHAYOG ACCOUNT
PROPERTY, PLANT & EQUIPMENT -LOCAL**


| | Particulars | GROSS BLOCK | | | Depreciation | | | NET BLOCK | |
|----|---|--------------------|------------------------|--------------------|--------------|------------|---------------------------|--------------------|--------------------|
| | | 01.04.2020 | Additions/ Transfer | 31.03.2021 | %age | 01.04.2020 | For the Yr. 31.03.2021 | 01.04.2020 | 31.03.2021 |
| | Property, Plant & Equipment against PPE Fund | | | | | | | | |
| 1 | WTP Fund Assets | 5,93,198 | | 5,93,198 | 0% | - | - | 5,93,198 | 5,93,198 |
| 2 | Seed Godown at Neemkheda (ICRISAT) | 2,04,309 | | 2,04,309 | 0% | - | - | 2,04,309 | 2,04,309 |
| 3 | Kumbaya Fund Assets (Generator set) | 3,23,177 | | 3,23,177 | 0% | - | - | 3,23,177 | 3,23,177 |
| 4 | Kumbaya Fund Assets (Furniture) | 2,24,740 | | 2,24,740 | 0% | - | - | 2,24,740 | 2,24,740 |
| 5 | Infrastructure Grant Assets | 39,16,834 | | 39,16,834 | 0% | - | - | 39,16,834 | 39,16,834 |
| 6 | LDF Equipment | 22,37,980 | | 22,37,980 | 0% | - | - | 22,37,980 | 22,37,980 |
| 7 | UNDP Film Equipment | 19,95,574 | | 19,95,574 | 0% | - | - | 19,95,574 | 19,95,574 |
| 8 | UNDP Equipment | 3,44,715 | | 3,44,715 | 0% | - | - | 3,44,715 | 3,44,715 |
| 9 | UNDP-PGWM Equipment | 27,360 | | 27,360 | 0% | - | - | 27,360 | 27,360 |
| 10 | Axis Bank Limited | 62,64,570 | | 62,64,570 | 0% | - | - | 62,64,570 | 62,64,570 |
| 11 | Axis Bank Foundation | 1,32,70,592 | | 1,32,70,592 | 0% | - | - | 1,32,70,592 | 1,32,70,592 |
| 12 | Azim Premji Philanthropy Initiative | 38,24,791 | 5,49,942 | 43,74,733 | 0% | - | - | 38,24,791 | 43,74,733 |
| | TOTAL Fund Assets | 3,32,27,840 | 5,49,942 | 3,37,77,782 | | - | - | 3,32,27,840 | 3,37,77,782 |



For & on behalf of Samaj Pragati Sahayog


Shobhit Jain
Secretary




Shirish Yogi
Treasurer